

Budesonide –Oral Galenic Formulations for Chron Disease

Mauro Luisetto^{1*}, Mashori G.R², Cabianca L³, Latyshev O⁴

¹ Independent researcher applied pharmacologist, Hospital pharmacist manager, Marijnskaya italy PC area 29121

² Professor, Department of Medical & Health Sciences for Woman, Peoples University of Medical and Health Sciences for Women, Pakistan

³ Medical laboratory Turin, Citta della salute -Italy

⁴ YU IMA president RU

***Corresponding Author:** Mauro Luisetto, independent researcher applied pharmacologist, Hospital pharmacist manager, Marijnskaya italy PC area 29121.

Received date: September 30, 2024; Accepted date: October 09, 2024; Published date: November 12, 2024

Citation: Mauro Luisetto, Mashori G.R, Cabianca L, Latyshev O, (2024), Budesonide –Oral Galenic Formulations for Chron Disease, *J. Pharmaceutics and Pharmacology Research*, 7(11); DOI:10.31579/2688-7517/217

Copyright: © 2024, Mauro Luisetto. This is an open access article distributed under the Creative Commons Attribution License, which permits unrestricted use, distribution, and reproduction in any medium, provided the original work is properly cited.

Abstract

Aim of this work is to verify the farmaceutical form of oral Budesonide compounded used in Chron’s disease: capsules delay release or oral suspension.

In particular way the kinds of excipients or bases-veicle used in the galenic pharmacy.

The therapeutic need require a release of the API in delayed release.

The Budesonide show low systemic impacts due by its hepatic methabolism vs a tocipal effect useful in this pathology.

Some formulation provided by various pharmacy are reported as well as new technology like the

3D-PRINTING systems for colonic targeting tablets.

Key words: Budesonide; chron’s disease; pediatric, delay release; capsules acido resistance filled with HPMC; metolose; methocel; orals suspension; ready for use veicle ; 3D printing

Introduction

Chron ‘s disease can affect both children and adults:

as reported in Journal Article Inflammatory bowel disease: The difference between children and adults

Judith Kelsen, Robert N. Baldassano Inflammatory Bowel Diseases, October 2008

“Inflammatory bowel disease (IBD) is a group of diseases that include Crohn’s disease and ulcerative colitis. Presenting symptoms and therapeutic options are similar in adult and pediatric patients. But there are significant differences in the 2 populations that require separate approaches to treatment and management of the disease in children. IBD

is now being recognized with increased frequency in both adults and in children of all ages”

And related the pathology characteristics :

in Mayo Clin Proc. 2017 Jul Crohn Disease: Epidemiology, Diagnosis, and Management

Joseph D Feuerstein, Adam S Cheifetz is reported :

“Crohn disease is a chronic idiopathic inflammatory bowel disease IBD condition characterized by skip lesions and transmural inflammation that can affect the entire gastrointestinal tract from the mouth to the anus.”

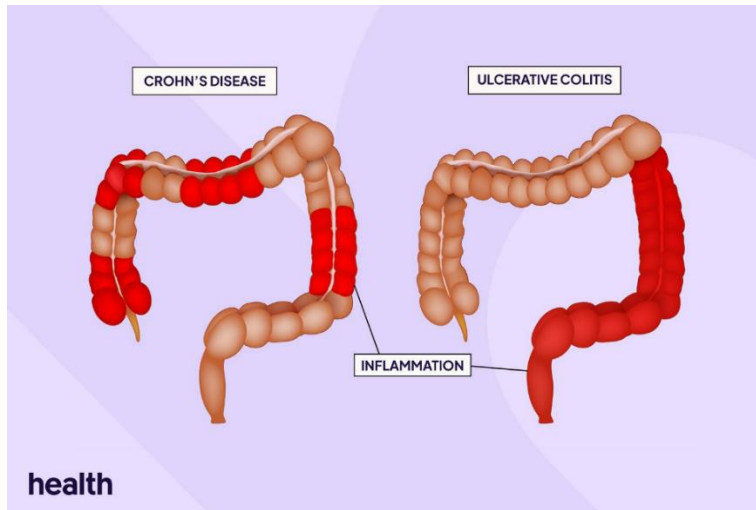


Figure 1: Chron 's disease and ulcerative colitis

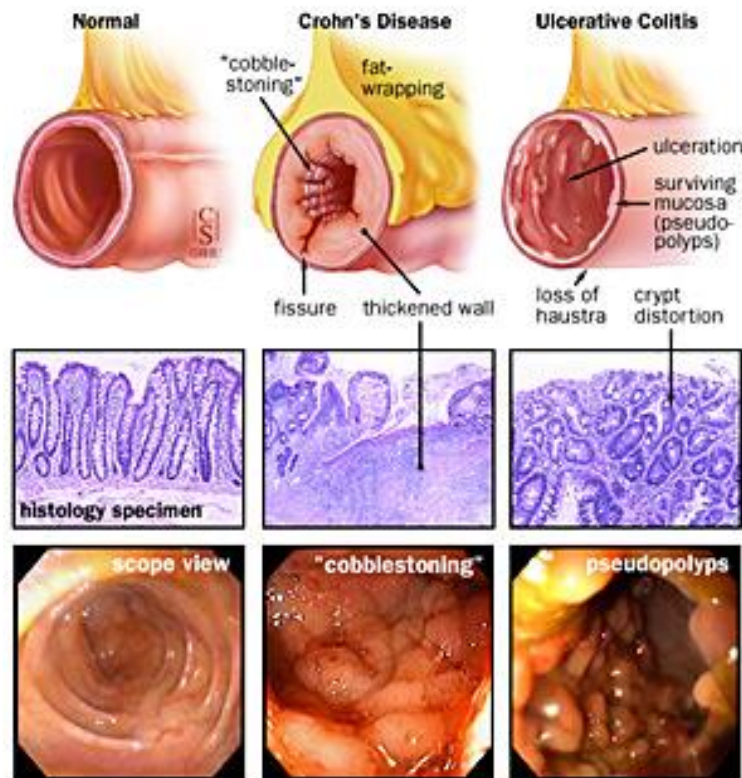


Figure 2: form Jhon Hopkins medicine

And related epidemiology and incidence :

In Clin Colon Rectal Surg. 2018

Pediatric and Congenital Colorectal Diseases in the Adult Patient

David M. Gourlay, Pediatric Crohn's Disease Daniel von Allmen :

“the incidence of Crohn's disease CD in the pediatric population is increasing. While pediatric patients with Crohn's disease exhibit many of the characteristics of older patients, there are important differences in the clinical presentation and course of disease that can impact the clinical decisions made during treatment.

The majority of children are diagnosed in the early teen years, but subgroups of very early onset and infantile Crohn's present much earlier and have a unique clinical course”

And Between the various therapeutic option before the introduction of the Biological drugs :

herap Adv Gastroenterol.2022

A review of the therapeutic management of Crohn’s disease
Aditi Kumar, Alexander Cole, Jonathan Segal, and Jimmy K. Limdi

“Truelove and Witts first demonstrated the efficacy of corticosteroid treatment in acute severe UC in 1955. Corticosteroids, however, have numerous unwanted side effects, such as metabolic (steroid-induced

diabetes, cushingoid appearance, and hepatic steatosis), central nervous system (psychosis, insomnia, and emotional disturbances), gastrointestinal GI (dyspepsia and peptic ulcer), musculoskeletal (osteonecrosis of the jaw and hip, osteoporosis, and growth failure), skin (easy bruising, skin thinning, weight gain, acne, hirsutism, striae, and purpura), and ocular effects (glaucoma and cataracts). Long-term use can also increase the risk of infection, lead to impaired wound healing, and

can result in steroid dependence. In 1994, a newer glucocorticoid formulation, budesonide, was shown to have equal efficacy to prednisolone, 16 with a 15 times greater affinity for glucocorticoid receptors, such that 5 mg of budesonide is equivalent to 12 mg of prednisolone. Budesonide has an added advantage of a high first pass liver metabolism and rapid elimination, resulting in minimal systemic absorption and thereby reducing the risk of steroid-induced side effects. "

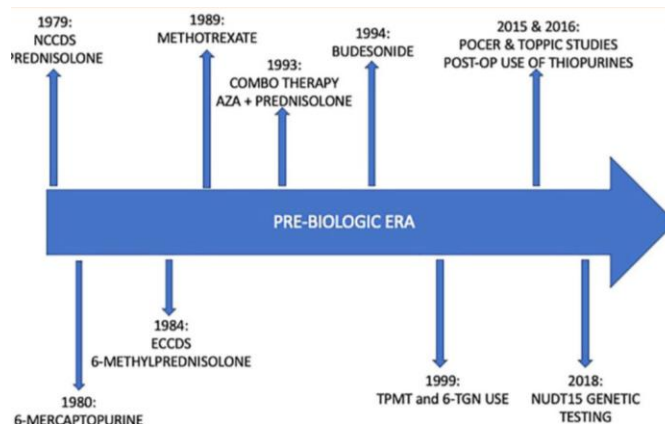


Figure 3: from doi: 10.1177/17562848221078456

Oral Budesonide for Active Crohn's Disease

Gordon R. Greenberg et al N Engl J Med 1994

"Budesonide is a corticosteroid with high topical antiinflammatory activity but low systemic activity because of extensive hepatic metabolism"

Related the formulation in use it is possible to see :

<https://www.bayviewrx.com/formulas/Budesonide-2-mg-10-ml-Oral-Suspension-Asthma-Allergic-Rhinitis-Crohn-s-Disease-Ulcerative-Colitis-Eosinophilic-Esophagitis>

"The Budesonide 2 mg/10 ml Oral Suspension OS is available in a liquid dosage form. This form allows for the ingredients to be dispersed uniformly throughout a liquid medium, providing a homogeneous mixture for administration. This makes it easy to take and measure the correct dose. It is crucial to take Budesonide exactly as prescribed by your doctor."

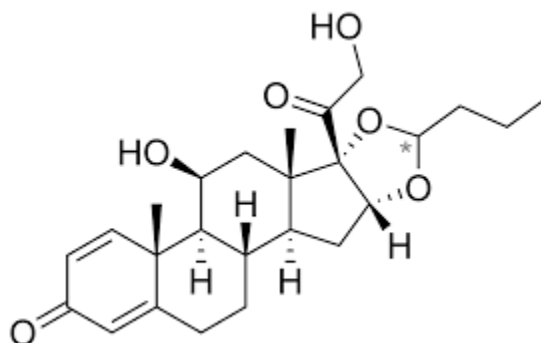


Figure 4: Budesonide - chemical structure formula

Generally the Budesonide Dosage forms can be : oral capsule, extended release (6 mg; 9 mg), oral delayed release capsule (3 mg; 4 mg), oral suspension (2 mg/10 mL), oral tablet, extended release (9 mg)

From Mayo clinic : Budesonide in chron's disease posology:

"For oral dosage form (delayed-release capsules):

For mild to moderate active Crohn's disease:

Adults—9 milligrams (mg) once a day in the morning for up to 8 weeks. Your doctor may adjust your dose as needed.

Children 8 to 17 years of age and weighing more than 25 kilograms (kg)— At first, 9 mg once a day in the morning for up to 8 weeks, followed by 6 mg once a day in the morning for 2 weeks.

Children younger than 8 years of age or weighing 25 kg or less—Use and dose must be determined by your doctor.

For prevention of symptoms of Crohn's disease from coming back:

Adults—6 milligrams (mg) once a day in the morning for up to 3 months. Your doctor may adjust your dose as needed.

Children—Use and dose must be determined by your doctor"

Observing Budesonide Te Arai 3 mg controlled-release capsules technical sheet : in the **List of excipients there are :**

Capsule content

Sugar pellets (Maize starch & Sucrose)

Ethyl cellulose Dispersion Type B

Polysorbate 80

Methacrylic acid polymer type C

Triethyl citrate

Talc

Capsule shell

Black iron oxide E172

Red Iron Oxide E172

Titanium dioxide E171

Gelatin

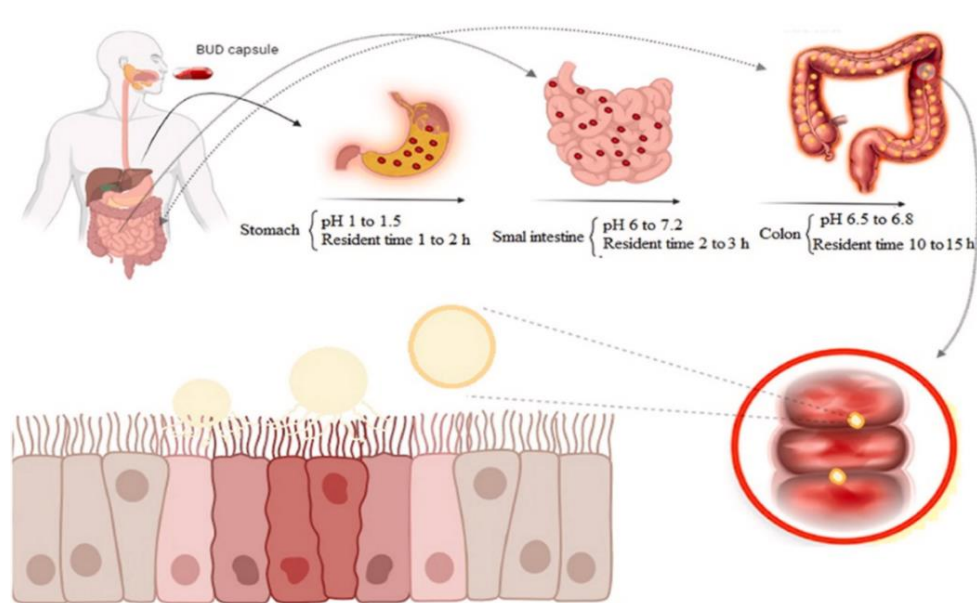


Figure 5: from <https://www.pharmaexcipients.com/news/budesonide-second-line/>

Therapeutic benefits of budesonide in gastroenterology

Sarah O'Donnell and Colm A. O'Morain

<https://doi.org/10.1177/20406223103792>

“Budesonide is a synthetic steroid of the glucocorticoid family with a high topical antiinflammatory activity. Enteric-coated EC formulations resist gastric-acid degradation, delivering active drug to the small intestine and proximal colon”

In <https://www.pharmaexcipients.com/news/budesonide-second-line/>

“To deliver BUD to the colon, the drug formulation should be formulated so that it prevents the release of the drug in the upper GIT and starts releasing the drug content as soon as it reaches the colon. Various approaches, including the modifying of pharmaceutical formulations using drug delivery systems DDS dependent on microbial degradation, time-dependent and pH-dependent, have been investigated separately or in combination with each other”

Material And Methods

Whit an observational method some relevant literature (from 1 to 10) is reported related the topic of this work.

Various figures help better understand the concepts.

An experimental project hypotesis is reported and finally a global consulsion is submitted after analyzing all.

Results

FROM LITERATURE or form professional websites:

<https://www.bayviewrx.com/formulas/Budesonide-10-mg-Slow-Release-Acid-Resistant-Capsules-Asthma-Crohn-s-Disease-Ulcerative-Colitis-Allergic-Rhinitis-Eosinophilic-Esophagitis>

Budesonide 10 mg Slow Release Acid Resistant Capsules

“Budesonide 10 mg Slow Release Acid Resistant Capsules, formulated with Methocel E4M, are designed to gradually release the active ingredient over an extended period. This controlled-release mechanism offers sustained therapeutic effects, reduces dosing frequency, and improves patient compliance. These capsules are resistant to stomach acid and are used to treat conditions such as Asthma, Crohn's Disease, Ulcerative Colitis, Allergic Rhinitis, and Eosinophilic Esophagitis.

The acid-resistant AR feature of the capsules protects the medication from being degraded in the stomach, thereby enhancing absorption and improving the overall efficacy of the drug. This ensures that the medication is delivered to the site of inflammation in the body, providing relief from symptoms and reducing inflammation.

What is the purpose of the Methocel E4M in the formulation?

Methocel E4M is a type of controlled-release polymer. It is used in the formulation to ensure that the medication is released gradually over an extended period of time. This offers sustained therapeutic effects and reduces the frequency of dosing.” (1)

From Texbook of pharmaceutical excipients (Fift edition):

“synonyms Benecel MHPc; E464; hydroxypropyl methylcellulose; HPMC; **Methocel**; methylcellulose propylene glycol ether;methyl hydroxypropylcellulose; **Metolose**; TylopurIn oral products.

hypromellose is primarily used as a tablet binder,(1) in film-coating,(2–7) and as a **matrix for use in extended-release tablet formulations.**(8–12) Concentrations between 2% and 5% w/w may be used as a binder in either wet- or dry-granulation processes. High-viscosity grades may be used to retard the release of drugs from a matrix at levels of 10–80% w/w in tablets and capsules” (2)

from a compounding pharmacy service in USA about the BUDESONIDE CPS they provide :

“We put budesonide in an acid resistant capsule, then use a 40% blend of Hydroxypropyl Methylcellulose as a filler to help delay the release of budesonide.”

Tadashi Yokoyama et al

“Primary Assessments. The proportion of patients who achieved remission at week 8 was numerically higher in the budesonide group than in the mesalazine group (30.4 vs. 25.0%; $p = 0.526$; Fig. reported (3)

Ashish Chopra et al

“Delayed-release budesonide (Entocort EC) is enteric coated and designed to deliver budesonide to the terminal ileum and proximal colon, where Crohn's disease is most common.” (4)

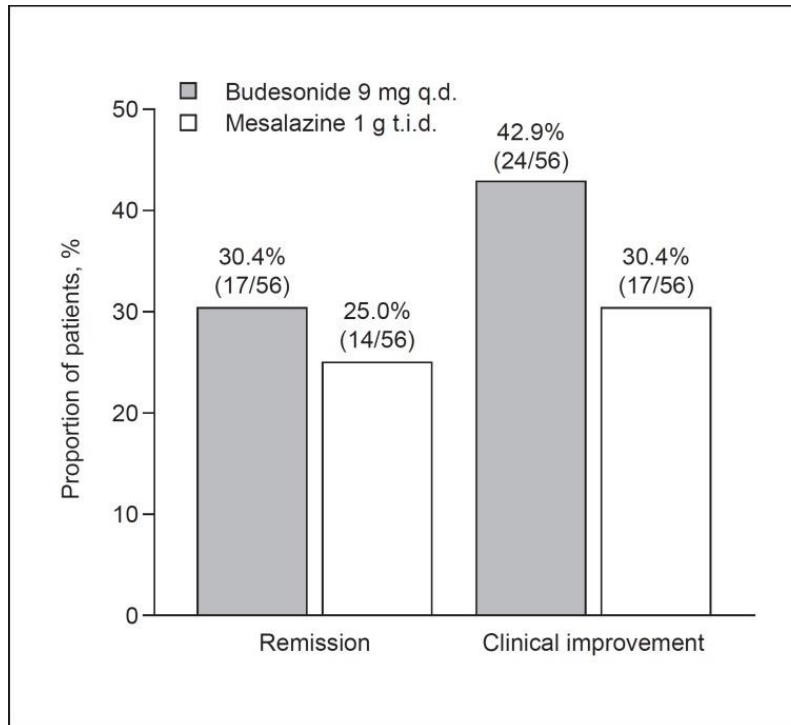


Figure 6: Rates of remission (Crohn's Disease Activity Index [CDAI] score ≤ 150) and clinical improvement (CDAI score ≤ 150 or CDAI score decrease from baseline ≥ 100) at week 8 of the treatment phase. q.d., once daily; t.i.d., three times daily. From Yokoyama et al

According Yi Hsuan Ou et al

“In this study work , we have demonstrated the ability to engineer 3D printed pill-in-pill (CORR3CT) tablets to target specific sites along the gastrointestinal tract, in particular the colon. The 3D printed tablets are also comparable to commercially available budesonide oral” (5)

Rita Cortesi et al

“Eudragit®RS microparticles showed a better protection of the drug from gastric acidity than those of Eudragit®RS/Eudragit®RL allowing us to propose Eudragit®RS micro-particles as a hypothetical system of colon specific controlled delivery.”(6)

Iborra M et

“Budesonide is available in three oral dose forms : a controlled ileal release form, a pH-dependent release formulation, and a MMX formulation.

Both controlled ileal and pH-dependent release use enteric coated (Eudragit®, Evonik Industries) pellets and have been approved for treating CD located in the terminal ileum and/or ascending colon. The

controlled ileal release form (Entocort®, AstraZeneca, ; Entocir®, Sofar SpA) contains L 100-55 Eudragit® granules, which are resistant to gastric acid degradation and dissolve at pH values above 5.5. A pH-dependent release formulation (Budenofalk®, Dr Falk Pharma) is an enteric coated locally acting glucocorticoid preparation whose pH- and time-dependent coating enables its release into the ileum and ascending colon. This oral formulation consists of a capsule containing L, S, LS, and RS Eudragit® granules that dissolve at pH values above .

A new controlled release system, Budesonide MMX® (Cosmo Pharmaceuticals SpA, Lainate, Italy), has recently been developed and researched. MMX technology comprises hydrophilic and lipophilic excipients, both of which are enclosed within a gastroresistant and pH-dependent coating” (7)

Jennifer Dressman et al

“ Prolonged (extended) release of budesonide is ensured by embedding the drug in a multimatrix (MMX) formulation” (8)

Table 1. Pharmaceutical Characteristics of Delayed-Release Budesonide Oral Formulations

Parameter	Nefecon	Budenofalk	Entocort	Cortiment
Enteric coating material and component	Eudragit L and S on capsule shell	Eudragit L and S on beads	Eudragit L55 on beads	Eudragit L55 and S on tablet
Nominal pH of enteric coating	Proprietary information ^a	pH 6.4 (RMS Assessment Report)	pH 5.5 (FDA)	pH 7 (FDA)
Capsule material	HPMC	Gelatin	Gelatin	N/A
Sustained-release component	Ethylcellulose-based coating on beads	Eudragit RS	Ethylcellulose	MMX (stearic acid/HPC matrix)

^aNominal pH is between that of Entocort and Budenofalk (written communication, Calliditas Therapeutics).

RMS: Regulatory Management System of the Medicines and Healthcare Products Regulatory Agency (MHRA), UK; HPMC: hydroxypropyl methylcellulose; MMX: multimatrix formulation; HPC: hydroxypropylcellulose.

Figure 7: from doi.org/10.14227/DT300423P224

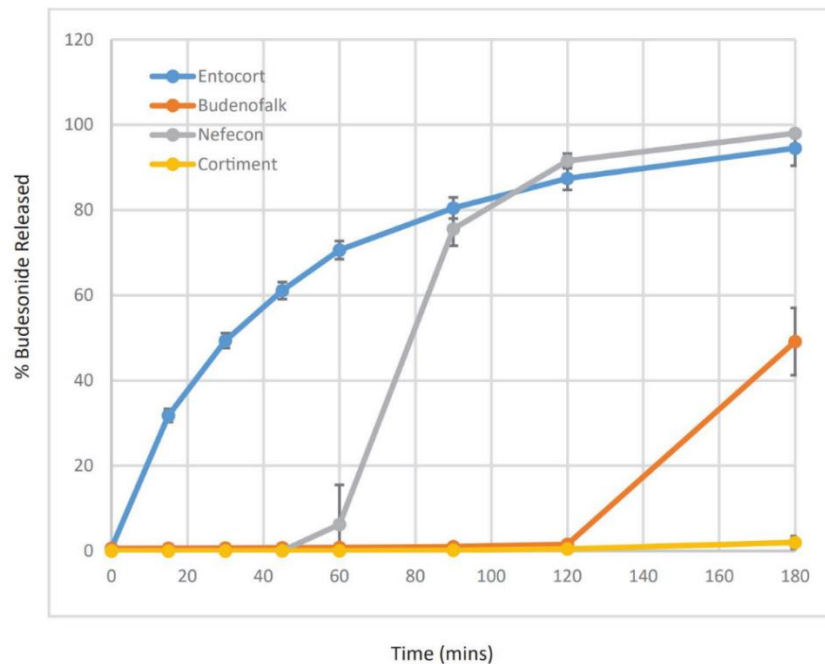
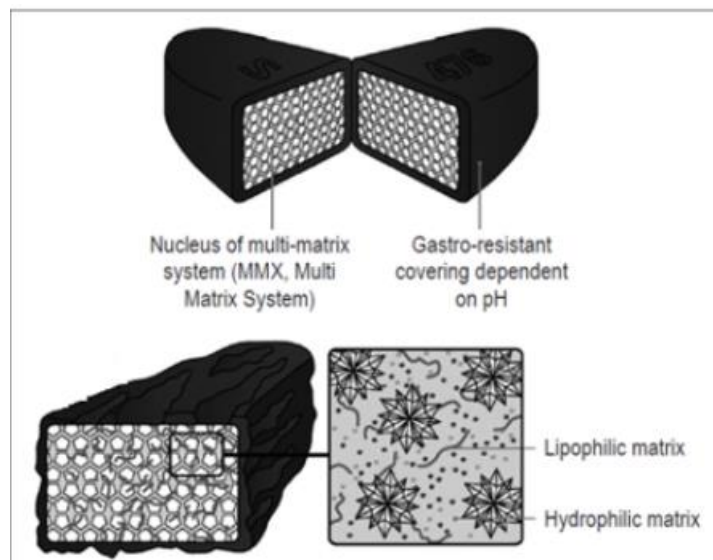


Figure 8: From J. Dressman Comparative Dissolution of Budesonide from Four Commercially Available Products for Oral Administration

Figure 9: from <https://tasnimpharma.com/mmx-technology/>

Fouad S. Moghrabi et al

“To date, several enteric, ready-to-fill capsules are commercially available, which claim to prevent gastric drug release. These include: Bio-VXR® (BioCaps) with an undisclosed formulation of vegetable capsules, DRcap™ (Lonza Capsules and Health Ingredients) nutraceutical capsules composed of HPMC and gellan, designed to swell and delay disintegration, enTrinsic™ drug delivery capsules (Lonza) composed of cellulose acetate phthalate (CAP) and Vcaps® Enteric capsules (Lonza) composed of HPMC, HPMC-AS polymers and gellan gum as the gelling agent. In 2021, EUDRACAP™ (Evonik, Darmstadt) HPMC capsules coated with methacrylic acid copolymers that can easily be opened and closed were launched.”(9)

To be observed in nutraceutical setting also : from Extended Release of Vitamin C Matrix Tablets

with TYLOPUR Xtend Nutra@

“WLOPUR Xtend Nutra@ is an excellent choice as a highly compressible, hydrophilic matrix agent for

nutraceutical and nutritional tablet applications. Straight forward and easy direct compression formulation of extended release hydrophilic matrix tablets of natural active compounds (Vitamin C used here as an example) using TYLOPUR Xtend Nutra@ is cost effective. The results show that TYLOPUR Xtend Nutra@ regulates the release of Vitamin C in a controlled manner, slowing it significantly depending on the amount used”. (10)

Results

The formulation F1 composed of 600 mg of Vitamin C and no addition of TYLOPUR Xtend Nutra® shows immediate release of complete amount of Vitamin C (600 mg) within less than 1 hour of the duration of dissolution test (Figure 1, blue line). Addition of TYLOPUR Xtend Nutra® 15T into the formulation slows down the release of Vitamin C significantly reaching its 100 % after ca. 9 hours with 10% TYLOPUR Xtend Nutra® 15T used (Figure 2, red line). The release of Vitamin C with 20 % TYLOPUR Xtend Nutra® 15T suppressed the release even stronger with 97 % released after 12 hours (Figure 2, yellow line).

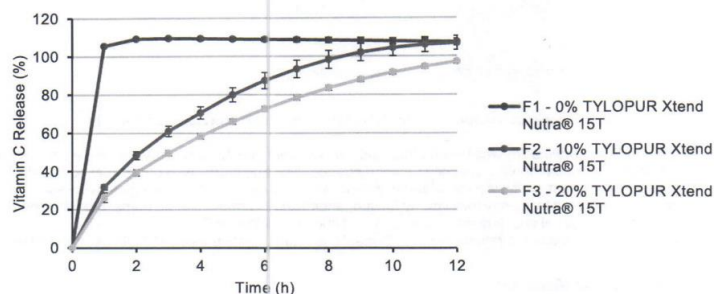


Figure 2: Dissolution tests of hydrophilic matrix tablet of Vitamin C prepared using F1, F2 and F3 over 12 hours, n = 6.

These results indicate necessity of using the extended release technology for highly soluble active compounds, whose excess cannot be stored in human body and can cause side effects, like in case of Vitamin C overdose digestive system irritation, diarrhea and nausea.^[1] Such a small amount as 10% of TYLOPUR Xtend Nutra® 15T can suppress the release of Vitamin C by 50% within first 2 hours of dissolution testing (Figure 2).

Figure 10

Experimental Project Hypotesys

To verify the efficiency of the use of AR CPS filled with API mixed in Methocel E4M (40 %) is needed

To test the level of the API after 1-2 h in acid environment Ph similar to gastric fluids and after a buffered

Medium like intestinal PH.

If the system tested really protect the gastro sensible API the matrix methods can be used for this scope.

Discussion

Budesonide is currently used in therapy of Chron's disease or other inflammatory condition.

This kind of cortison show low systemic toxicicy and good topic efficacy: this due by and extensive liver methabolism.

Various strategies are used by the producers to provide a delayed release to ptoect from gastric fluids degradation: kind of capsules, enteric coating of the capsules, matrix systems (ex hydroxipropilcellulose based).

In current therapy various are the formulation available : form capules slow - delay release – acido resitence Or also in oral supension.

Interesting the cps AR filled with the API in Methocel E4M (about 40%) a controlled-release polymer used by some pharmacy .

Conclusion

It is fundamental for the therapy of chron's disease with BUDESONIDE to use an delayed release

Oral pharmaceutical form in order to protect form the gastric acid PH.

(Generally The registered drugs are gastroresistance pellets inside normal capsules)

Various are the formulation used : of interest the use of AR CPS filled with Methocel 40% to delay the release of the API in the intestinal setting and the oral suspension (as versatile pharmaceutical form)

Conflict of Interest: NO

References

1. Budesonide-10-mg-Slow-Release-Acid-Resistant-Capsules-Asthma-Crohn-s-Disease-Ulcerative-Colitis-Allergic-Rhinitis-Eosinophilic-Esophagitis
2. Textbook of pharmaceutical excipients Fifth edition
3. (2018). Inflamm Intest Dis.; 2(3): 154-162.
4. Efficacy and Safety of Oral Budesonide in Patients with Active Crohn's Disease in Japan: A Multicenter, Double-Blind, Randomized, Parallel-Group Phase 3 Study Tadashi Yokoyama,a Akihiko Ohta,b Satoshi Motoya,c Masakazu Takazoe,d Toshitaka Yajima,e Masataka Date,e Masahiro Nii,e Péter Nagy,h Yasuo Suzuki,f and Toshifumi Hibig,*
5. Article Budesonide in the Treatment of Inflammatory Bowel Disease: The First Year of Experience in Clinical Practice

- (2006). Ashish Chopra, Darrell S Pardi, Edward V Loftus, Jr., William J Tremaine, Laurence J Egan, William A Faubion, Karen A Hanson, Therese A Johnson, RN, William J Sandborn, Inflammatory Bowel Diseases, 12;1 (1);29-32,
6. (2023). International Journal of Pharmaceutics Volume 635, , 122680
 7. Form & formulation approaches for COnTrollable Release in 3D printed Colonic Targeting (CORR3CT) budesonide tablet
 8. Yi Hsuan Ou, Wei Jiang Goh, Seng Han Lim 16 February 2023.
 9. (2012). Indian J Pharm Sci.; 74(5): 415-421.
 10. Eudragit® Microparticles for the Release of Budesonide: A Comparative Study
 11. Rita Cortesi, Laura Ravani, Enea Menegatti, Elisabetta Esposito, and F. Ronconi
 12. Long-term safety and efficacy of budesonide in the treatment of ulcerative colitis Authors Iborra M, Álvarez-Sotomayor D, Nos P (2014). Clinical and Experimental Gastroenterology » 7;5 2014:7
 14. Comparative Dissolution of Budesonide from Four Commercially Available Products for Oral
 15. Administration: Implications for Interchangeability Jennifer Dressman Fraunhofer Institute of Translational Medicine and Pharmacology, Frankfurt, Germany. dx.
 16. (2022). Pharmaceutics.; 14(11): 2505.
 17. Drug Physicochemical Properties and Capsule Fill Determine Extent of Premature Gastric Release from Enteric Capsules
 18. Fouad S. Moghrabi, Formal analysis, Investigation, Methodology, Validation, Visualization, Writing – original draft and Hala M. Fadda, Conceptualization, Formal analysis, Funding acquisition, Methodology, Resources, Supervision, Visualization, Writing – original draft, Writing – review & editing*
 19. Jelena Djuris, Academic Editor and Ivana Aleksić, Academic Editor technical information : extended Release of Vitamin C Matrix Tablets with TYLOPUR Xtend Nutra@.



This work is licensed under Creative Commons Attribution 4.0 License

To Submit Your Article Click Here:

[Submit Manuscript](#)

DOI:10.31579/2688-7517/217

Ready to submit your research? Choose Auctores and benefit from:

- fast, convenient online submission
- rigorous peer review by experienced research in your field
- rapid publication on acceptance
- authors retain copyrights
- unique DOI for all articles
- immediate, unrestricted online access

At Auctores, research is always in progress.

Learn more <https://auctoresonline.org/journals/pharmaceutics-and-pharmacology-research>