

Dyslexia & the Pons

Paul T E

Cusack, BScE, DULE 23 Park Ave.Saint John, NB E2J 1R2Canada

Corresponding Author: Paul T E, Cusack, BScE, DULE 23 Park Ave.Saint John, NB E2J 1R2Canada.

Received date: January 05, 2021; **Accepted date:** February 12, 2021; **Published Date:** February 23, 2021

Citation: Paul T E Cusack, (2021) Dyslexia & the Pons. Journal of Clinical Research and Reports, 7 (1); **DOI:**10.31579/2690-1919/135

Copyright: © 2021 Paul T E, This is an open access article distributed under the Creative Commons Attribution License, which permits unrestricted use, distribution, and reproduction in any medium, provided the original work is properly cited.

Introduction

Dyslexia is a learning disorder. It is centered on the Pons. It affects between 5 to 17% of the population. The Pons is where the balance takes place. People with Dyslexia have trouble with balance. The Pons is also central to the sub consciousness, which is tied in with REM sleep. The sleep equation therefore applies. The Pons is involved in communication by facial expression. People with Dyslexia is a communication disorder since those with it have trouble linking visual and hearing senses.

The Cranial Nerve VIII, Vestibular Nerve, responsible for hearing comes out of the Pons. The tracts for sight and hearing pass through the Lateral Geniculate Body (LGB) and the Medical Geniculate Body. (MGB) which are located on the anterior of the Thalamus.

Reading and wringing, which is a problem with Dyslexia, involves both seeing and hearing. We translate visual signal to vocal words and writing. Dyslexia also have trouble with writing letters. They do letter backwards. The is an orientation problem. It may have to do with the left hemisphere which usually is responsible for language (Broca's and Wernicke's

Areas). The Pons too is responsible for communication, especially the nonverbal facial recognition.

Development of the nervous system in the fetus.

10.005/201.8=495.7

Skin + Iodine + Nervous System=495.7+53+ (1/ρ) =553+π/4/π==549.97

M=Ln t

549.47=Ln t

t=173.32=sqrt 3=eigenvector

A normal nervous system develops with t=freq=sqrt 3

Language and cognitive development

I happen to have had the opportunity to study up close men with cognitive disabilities. Most of them have trouble with language, both spoken and comprehension. So Werneck's and Broca's Area is involved. I know their handedness. This information is summarized in the table 1.

Name		Handedness	Speech Production	Speech Comprehension	Percentile		Ln
Gary	Autism	L	Deficient	Deficient	18.8		1.1818
Peter	Addiction	L	Deficient	Capable	18.8	10.63	1.1818
Paul	Sz	Ab	Capable	Capable	19.8		1.156
Joe C	?	Ab.	Capable	Capable	19.8	10.10	1.156
Joe D	Bipolar	R	Capable	Capable	95		3.833
Danny S	Downs	R	Deficient	Deficient	95		3.833
Danny M	Autism	R	Deficient	Capable	95	3.1578	3.833
SUM						23.888	1.7356

Table 1: Ln 23.888=3.1734~1/Pi=freq of the human mind.

1.7356~ sqrt3

There are only 2 patients with "deficient" speech comprehension. Really, only one is severely deficient which may explain why the frequencies are normal at t=sqrt3.

Handedness

95% of right-handed people have left hemisphere for dominance for language; 18.8% of left-handed have right hemisphere dominance for language....19.5% of the left-handed have bi-lateral language functions.

95%=L

18.8% =R

19.5%=L+R

19.5%=L+18.8%

L=0.7%

95% $x=0.7\%$

$x=0.7\%/95\%=0.7367$

$1/x=1.357=$ Mass of brain.

$\ln 1350=3.0010\sim 3=c=s'' \rightarrow t^2-t-1=2t-1 \rightarrow SE=SE't=3; E=5$ the function equals the derivative.

SE=SE' when Left Hemisphere dominant. The speech areas are on the left hemisphere (or right-handed.) So we should see more people with dyslexia who are right handed.

$E^3=2.008\sim 2=t$

Dyslexia breakthrough as **gene link between right and left-handedness and reading difficulties is found**. A genetic variant has been discovered that appears to link handedness and reading ability. Children with a particular version of the gene, called **PCSK6**, have a right hand that is unusually dominant and are also poor at reading.

<https://www.dailymail.co.uk/health/article-1326816/Dyslexia-breakthrough-gene-link-handedness-reading-difficulties-found.html>

Planck's equation:

$E=hv$

$=6.626(3.1734) =21.026\sim 21.0$

21.0 is evokes the Binominal decision tree for the mind.

Sight x Hearing= $1/Pi \times Pi=1=E$

Binominal Decision Tree

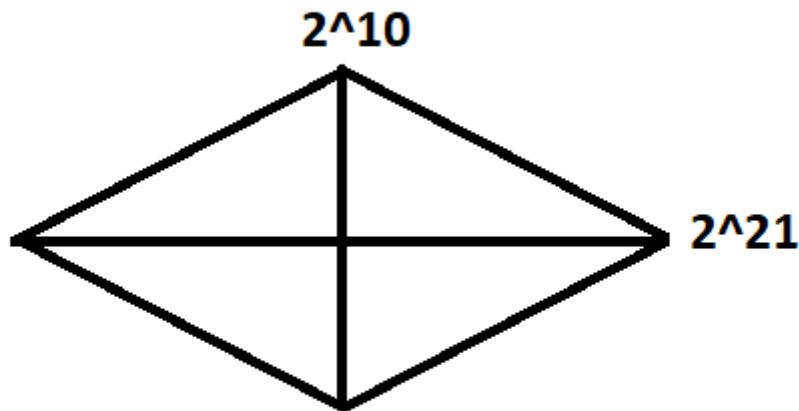


Figure 1: Binominal Decision Tree

$TE=M [1/2Pi]$

$21.0=M [1/2Pi]$

$M=131.94$

$M=\ln t$

$131.94=\ln t$

$t=e^{131.94}=2.011\sim 2$

$t^2-t-1=E$

$2^2-2-1=1$

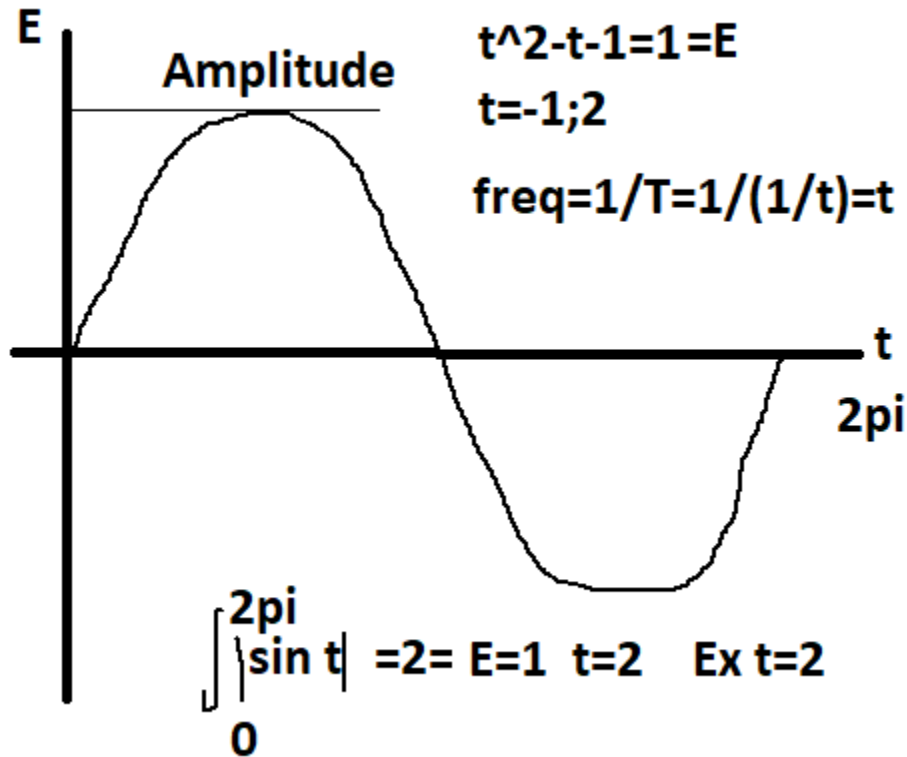


Figure 2: Amplitude and frequency

Some at Math

$y=mx+b$

$y= (1/\sqrt{3}) x+0$

$y=1/\sqrt{3}x$

Let $y=\sin t$

$\sin t=1/\sqrt{3} x$

$\sin 30^\circ=x/\sqrt{3}$

$\sqrt{3} \sin 30^\circ=x=t=0.866=\sin 60^\circ=\text{Amplitude/time}$

$\sin 60^\circ=t=E/t$

$\sin 60^\circ=t^2E=\sqrt{3} \ 0.866=1.5$

$s= Ext=|E||t|\sin \theta$

$s=ET (E)$

$s=E^2t$

$s=t=E^2t$

$1=E^2$

$E=\sqrt{1}=\pm 1$

$E=1/t$

$t=\pm 1$

$s=Etsin t$

$S/t=Esin \theta$

$= (1.5) \sin 60^\circ$

$S/t=\sqrt{3}$

$s=\sqrt{3} x \sqrt{3}=3$

$E=\sqrt{3} \sin 60^\circ$

$M=\sqrt{3}$

$t=3$

$\bar{F}=\bar{P}=Ma=Mv=M (d/t) =\sqrt{3}d/3$

$d=\sqrt{3}$

$E=d \sin 60^\circ$

$\sqrt{3}=d \sin 60^\circ$

$d=\sqrt{3}/\sin 60^\circ=2=d=t=s$

Now,

$\sin \theta=t/v^2=\sqrt{3}/v^2=0.866$

$v^2=2=s=d=t$

$$v=\sqrt{2}$$

$$v=d/t=v^2/t=v$$

$$vt=v^2$$

$$t=v=d$$

Equilibrium

We will now focus on equilibrium or balance.

$$\Sigma F=0$$

$$F=Ma$$

$$M=\sqrt{3}$$

$$t=3$$

$$Ma=Mv=Md/t=\sqrt{3}d/3$$

$$s=d/t/M=3/\sqrt{3}\sqrt{3}=\sqrt{3}=t=\text{eigenvector Balance is dependent upon the frequency equal to } t=\text{sqrt } 3$$

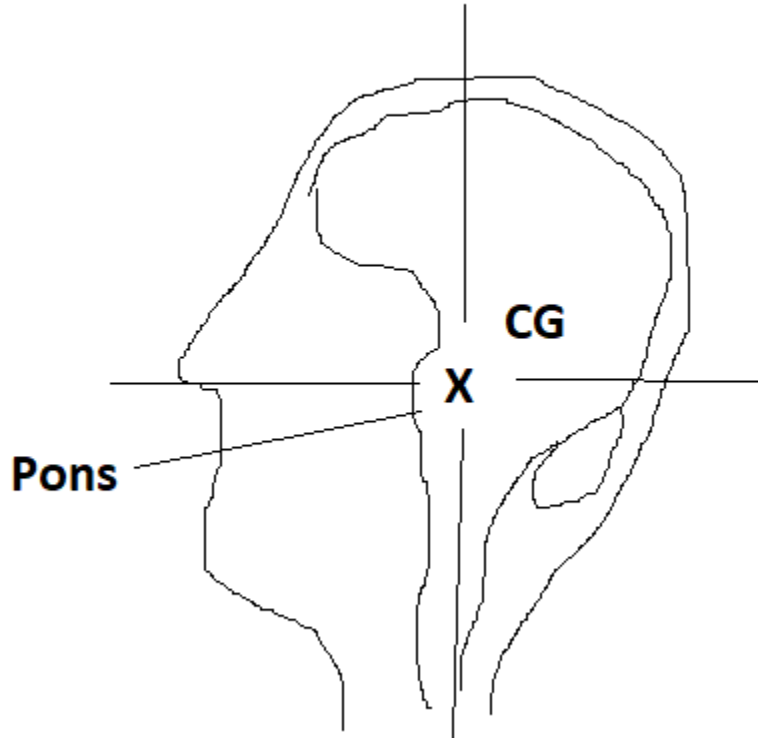


Figure 1: Profile showing brain center of gravity

$$F_b=t / (dM/dt)$$

$$dM/dt=t/F_b$$

$$\int F_b dM = \int t dt$$

$$M^2/2 v = t^2/2$$

$$M^2 (d/t) = t^2$$

$$(\sqrt{3})^2 d = t^3$$

$$3d = t^3$$

$$s = d = t^2 = 3^2 = 9$$

$$s = ET \sin \theta$$

$$9 = (1.25) (3) \sin \theta$$

$$2.4 = \sin \theta$$

α 24 Hz (REM)

$$\text{freq} = t$$

$$t = \sin \theta = F \text{ for REM sleep (Subconscious)}$$

$$2F_b = t = \sin \theta$$

$$F_b = t/2$$

$$\text{Let } t = 1$$

$$F_b = 1/2$$

$$\sin \theta = 1/2$$

$$\theta = 30^\circ$$

$$\text{Now } t = KE = 1/2 Mv^2 = F = Ma = Mv$$

$$1/2 Mv^2 = Mv$$

$$V^2/2=1$$

$$v=\sqrt{2}$$

$$v^2=2$$

$$\sin \theta=t/v^2$$

$$t=F_b v^2=1/2 (2) =1$$

True!

Continuing:

$$F_b=t / (dM/dt) =\pi/2$$

The cranium is roughly circular in profile.

$$X^2+y^2=R^2$$

$$2x^2=\pi^2$$

$$x=\pi/\sqrt{2}=2.22$$

$$\Sigma \text{ Senses}= 10$$

$$10-2.22=0.778$$

$$1/7+10/7+100/7=1585=\text{Moment}$$

$$\text{Mom}=F \times d$$

$$1585=\pi/2 \times d$$

$$s=d=1.009\sim 1$$

$$s=E t \sin \theta$$

$$1= (1) (1) \sin \theta$$

$$\theta=90^\circ=\pi/2=F_b$$

$$F_b=\text{Vol.} \times \rho \times g$$

$$=4/3(\pi) (\pi)^3 \times 4/\pi \times 9.806$$

$$=1621 \sim 1.618 =\text{Golden Mean}$$

Unconscious and the Cusack Sleep Equation

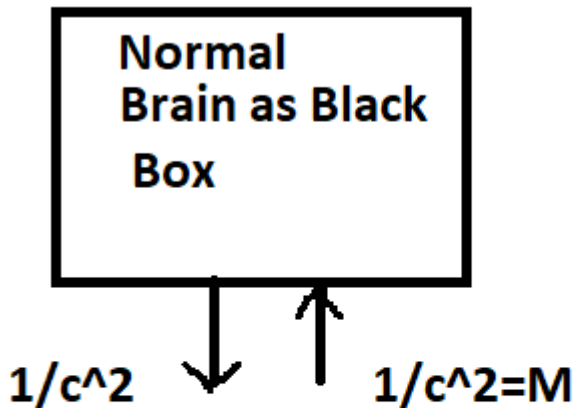
Cusack's Sleep Equation (& Subconscious) located in the Pons.

$$Y=0.1586x +6.39$$

$$E=0.1586 t+6.39$$

$$=0.1586(\sqrt{3})+6.39$$

$$=6.66=\sim G$$



$$E=Mc^2=(1/c^2)(c^2)=1$$

$$E=h\nu$$

$$1=6.626\nu$$

$$\text{freq.} \nu =150.9=t$$

$$E=1/\text{freq}=2/3=G$$

A notion of gravity is essential to equilibrium, which is deficient in persons with Dyslexia.

Sleep Equation = Golden Mean Parabola (function of the human mind) yield the frequency of the human mind.

$$Y=0.1586x +6.39=x^2-x-1$$

$$X^2-08415x-7.39=0$$

$$t= x=0.318=\text{freq}=1/ (T) =1/ (1/t) =t$$

The frequency of the human mind =0.318. The unconsciousness should be in tune to the consciousness to have a normal brain frequency. The

unconsciousness, or sleep and dreaming, is in the Pons. I suspect that people with dyslexia do not have this proper tuning.

I was poisoned by my cousin Mark when I was 5 years old. I have a genius IQ all except for auditor memory. I scored in the 50 percentiles in this category. I also have trouble reading. Perhaps there is a connection with LSD and Dyslexia.

Conclusion

It is hypothesised that people with Dyslexia have different frequencies of their minds. From normal $=1/\pi$. Also, the input to the brain is different from the normal $1/c^2$. Psychedelic drugs produce this effect.

References

1. Cusack, PTE Cusack's Sleep Equation (Submitted).
2. Diamond, MC, The Human Brain Coloring Book, Collins, USA, 1985.
3. Kisak., PF., The Human Br



This work is licensed under Creative Commons Attribution 4.0 License

To Submit Your Article Click Here: [Submit Article](#)

DOI: [10.31579/2690-1919/135](https://doi.org/10.31579/2690-1919/135)

Ready to submit your research? Choose Auctores and benefit from:

- ❖ fast, convenient online submission
- ❖ rigorous peer review by experienced research in your field
- ❖ rapid publication on acceptance
- ❖ authors retain copyrights
- ❖ unique DOI for all articles
- ❖ immediate, unrestricted online access

At Auctores, research is always in progress.

Learn more www.auctoresonline.org/journals/journal-of-clinical-research-and-reports